




GIFU UNIVERSITY

2018 CAMPUS GUIDE

平成30年度 岐阜大学 学生生活ガイド

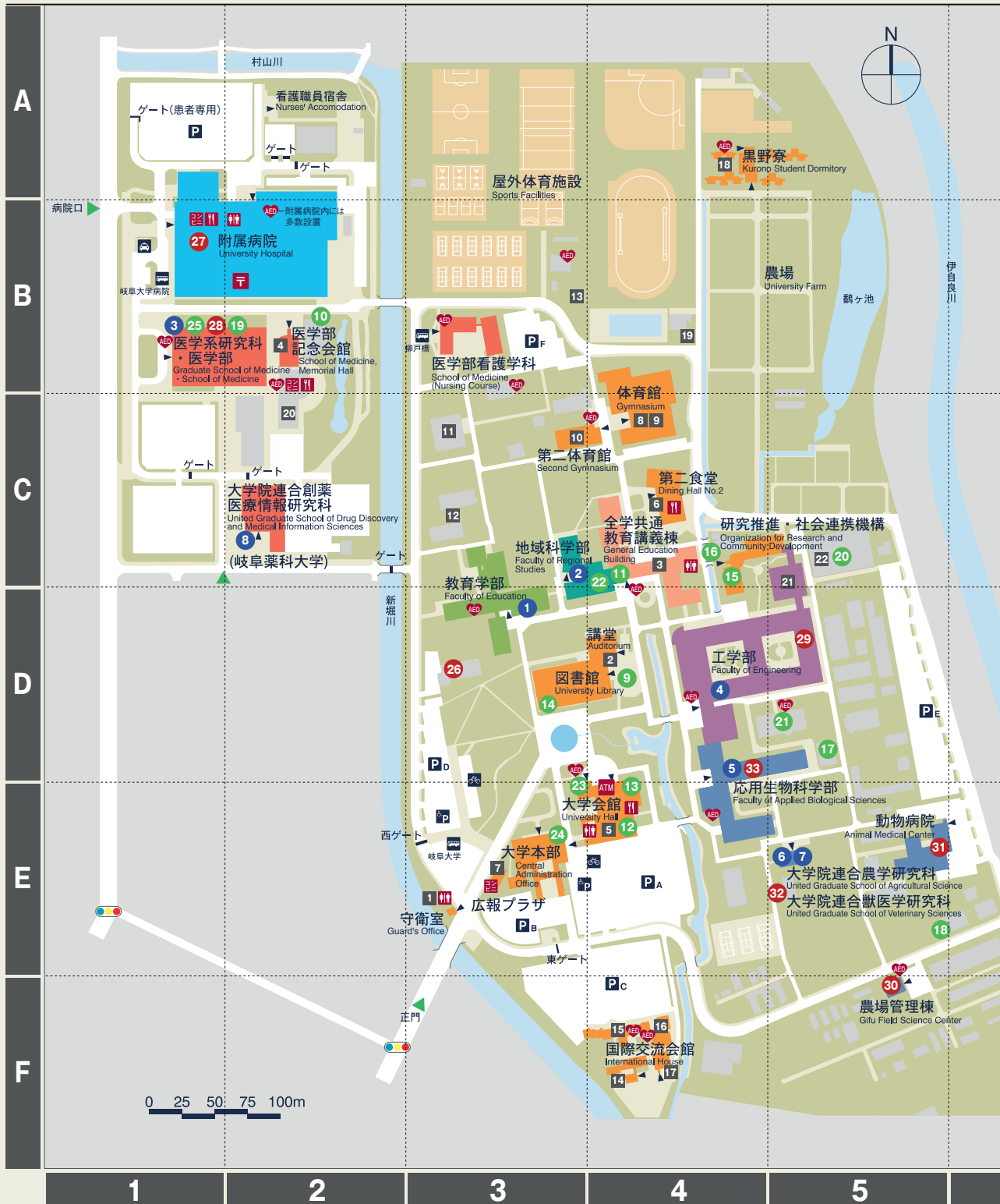




Contents

- 2** Campus Map
- 4** Campus Rules and Regulations
- 8** Getting Started – Student Life at Gifu University
- 11** Submitting Requests & Notifications
- 14** Courses and Enrollment
- 18** Career Development and Employment Support
- 20** Having a Fulfilling Student Life
- 23** International Exchange
- 26** University Facilities
- 30** Academic Calendar 2018
- 32** Class Schedule 2018
- 33** Location Map

Campus Map



Faculty/Graduate School

- D-3 ① Faculty of Education/Graduate School of Education
C-3 ② Faculty of Regional Studies
B-1 ③ Graduate School of Medicine/School of Medicine
D-4 ④ Faculty of Engineering/
Graduate School of Natural Science and Technology
D-4 ⑤ Faculty of Applied Biological Sciences/
Graduate School of Natural Science and Technology
E-5 ⑥ United Graduate School of Agricultural Science
E-5 ⑦ United Graduate School of Veterinary Sciences
C-2 ⑧ United Graduate School of Drug Discovery and Medical Information Sciences

University Library

- D-4 ⑨ University Library
B-2 ⑩ Medical Library

Organization for Promotion of Higher Education and Student Support

- C-4 ⑪ Foundation Education Promotion, General Education Office
E-4 ⑫ Support Room for Students with Disabilities
E-4 ⑬ Employment Support Office, Career Center
D-3 ⑭ Academic Core

Organization for Research and Community Development

- C-4 ⑮ Organization for Research and Community Development

Center for Collaborative Study with Community

- C-4 ⑯ Center for Collaborative Study with Community

Research Center

- D-5 ⑰ River Basin Research Center

Centers for Education and Research

- E-5 ⑱ Life Science Research Center (Division of Genomics Research)
B-2 ⑲ Life Science Research Center (Division of Anaerobe Research)
C-5 ⑳ Life Science Research Center (Division of Instrumental Analysis)
D-5 ㉑ Information Management Core
C-4 ㉒ Center for Japanese Language and Culture, Head Office for Glocalization
E-3 ㉓ Health Administration Center

- E-3 ㉔ Student Affairs Division, Student Support Division, Admissions Division,
Student Affairs Department, Central Administration Office

Collaboration Center for Medical Education






- B-1 ㉕ Medical Education Development Center (MEDC)

Faculty-Affiliated Educational Facilities

- Faculty of Education D-3 ㉖ Special Needs Education Center
School of Medicine B-1 ㉗ University Hospital
School of Medicine B-1 ㉘ Center for Regional Medicine
Faculty of Engineering D-5 ㉙ Center for Infrastructure Asset Management Technology and Research
Faculty of Applied Biological Sciences F-5 ㉚ Gifu Field Science Center
Faculty of Applied Biological Sciences E-5 ㉛ Animal Medical Center
Faculty of Applied Biological Sciences E-5 ㉜ Research Center for Wildlife Management
Faculty of Applied Biological Sciences D-4 ㉝ Center for the Development & Promotion of Joint Veterinary Education

Building

- E-3 ① Security Office
D-4 ② Auditorium
C-4 ③ General Education Building
B-2 ④ Medicine Memorial Hall
E-4 ⑤ University Hall
C-4 ⑥ Dining Hall No.2
E-3 ⑦ Convenience Store
C-4 ⑧ Gymnasium
C-4 ⑨ Japanese Martial Arts Gymnasium
C-3 ⑩ Second Gymnasium
C-3 ⑪ Music Building
C-3 ⑫ Art and Technology Education Building
B-3 ⑬ Radio Observatory
F-4 ⑭ International House Building A
F-4 ⑮ International House Building B
F-4 ⑯ International House Building C
F-4 ⑰ Yanagido Hall
A-4 ⑱ Kurono Student Dormitory
B-4 ⑲ On-Campus Training Facility
C-2 ⑳ School of Medicine Education and
Supporting Services Building
C-5 ㉑ General Research Building I
C-5 ㉒ General Research Building II

-  Bus stop
 Taxi stand
 Parking for Persons with Disabilities
 Parking (A - F)
 Bicycle Parking

-  Restroom  Post Office
 Dining Hall  ATM
 Convenience Store  AED

▲ Building Entrance

The Use of Motorcycles in Designated Areas and Illegal Parking

Bicycle and Motorcycle Parking

To provide a safe and comfortable environment, motorcycles are prohibited around the campus central courtyard (from the bus stop to any areas in front of University Hall, the University Library the front side of General Education Building, etc.). Motorcycles and bicycles must be parked at designated parking lots in an orderly manner so as not to block or interfere with the movement of emergency vehicles.



Tow Away - Illegally Parked Vehicle Removal & Disposal

Bicycles and motorcycles parked in non-designated areas may be removed or wheel-locked. Please do not park on the sidewalk for the visually impaired (Braille block area).

Even in designated parking lots, bicycles and motorcycles left for long periods of time will be considered abandoned and may be disposed of by the University. The University does not assume responsibility for disposal.

Area Off-Limits to Two-Wheeled Vehicles (Motorcycles)

Gifu University Yanagido Campus Traffic Safety Guidelines (excerpt)

(Definition)

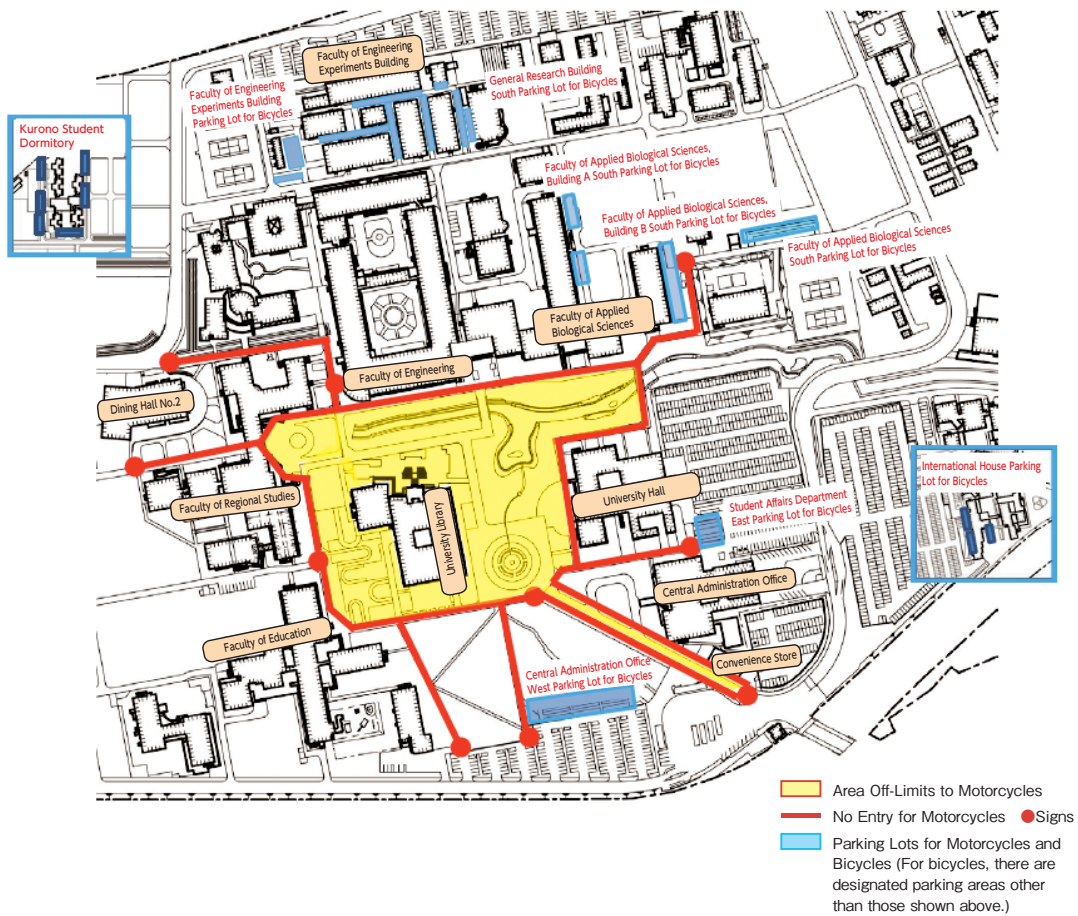
No. 2 In these guidelines, the terms are defined as follows.

1. The term “automobiles” as used in these guidelines refers to all automobiles (with the exception of two-wheeled vehicles) prescribed by the Road Traffic Act (Act No. 105 of 1960).
2. The term “two-wheeled vehicles” as used in these guidelines refers to two-wheeled motor vehicles (motorcycles) and motorized bicycles.
3. The term “vehicles” as used in these guidelines refers to automobiles and two-wheeled vehicles.

(Compliance Rules)

No. 4 Persons entering the campus ground by vehicle shall observe the following rules in addition to the relevant traffic laws.

1. Vehicles are permitted on public roads within the campus, to and from dormitory/housing, and parking lots for vehicles and bicycles.
2. Parking is not permitted outside designated parking lots.
3. Parking is not permitted on walkway or other areas paved with brick or stone.



Revisions to the Road Traffic Act

Revisions to the Road Traffic Act came into force on June 1, 2015. Please observe traffic rules and regulations.

(For more information, please access to <http://www.jtsa.or.jp/new/koutsuhou-kaisei.html> (Japanese only))

Any cyclist repeatedly charged with “reckless riding” more than two times within three years such as running red light or ignoring a stop sign, is required by law to receive “Bicycle Riding Seminar.”

Health Administration Center

Health Administration Center

The Health Administration Center is a service center provided to ensure a comfortable life on campus. The center offers health guidance, counseling, introductions to medical institutions, and health support based on the results of the annual health checkup. We also provide first aid and health promotion for life-long health. Should you have any worries or concerns on campus life, please do not hesitate to contact us.

Business hours: Monday to Friday (excluding holidays), 8:30 am~5:00 pm

For your sickness or injury on Campus, first aid is provided by physician or nurse at time during opening hours. If you are feeling unwell, you can rest in bed.

Doctor Consultation Hours		
Mon	10:00am~12:30pm	Psychiatrist
Tue	10:00am~12:30pm	Physician
Wed	10:00am~12:30pm	Physician
	1:30pm~ 4:00pm	Psychiatrist
Thu	11:00am~12:30pm	Physician
	10:00am~12:30pm	Psychiatrist
Fri	—	—

Appointments are required for consultations with the psychiatrist. You can make appointments by telephone, by e-mail, or at the reception desk of Health Administration Center. All services at Health Administration Center are free of charge.

Health Administration Center, 1-1 Yanagido, 501-1193 Gifu, Japan.

E-mail: hokencen@gifu-u.ac.jp TEL: +81-58-293-2174 FAX: +81-58-293-2177

URL (English) http://www.hoken.gifu-u.ac.jp/eng_index.shtml

http://www.hoken.gifu-u.ac.jp/img/eng_annai.pdf.

Personal information such as health check results and consultation records are never distributed outside the Health Administration Center without your permission, except in a life-threatening emergency. All the staff of the center including physicians, public health nurses, and clinical psychologists are certified professionals who maintain confidentiality. Please feel at ease to consult them.

Health Checkups

Annual health checkups provide an opportunity for early detection of any health issues and review one's personal lifestyle. The School Health and Safety Act requires students to take annual health checkups. Please confirm the available dates to have your health checkup. After completing your health checkup, the Health Administration Center helps you with retesting, explaining your results, health guidance, hospital referrals, and more. Please review your daily lifestyle and improve your health.

When needed for work or training, health certificates will be issued free of charge by the Health Administration Center to students on the basis of the results of their annual health checkup. Please make sure a health certificate will not be issued if you do not take the annual health checkup.

Educational Information System

To make a reservation for annual health checkup, to answer the health questionnaires, and to confirm the checkups, please use the “Educational Information System” on the web.

<https://alss-portal.gifu-u.ac.jp>

※This site is only available in Japanese.

Your username and password are the same as those for the University mail. If you forget your username and/or password, please ask the Information Management Core to reissue them.

Prevention of Infectious Diseases

Antibody titer tests for measles, rubella, chicken pox (varicella), and mumps are performed by blood analysis of all freshman students at the annual health checkup. We recommend vaccination for students with insufficient titer of antibody.

If you have an infectious disease, please inform the academic affairs office as soon as possible for the effective infection control on campus.

Health Promotion

The Health Administration Center provides health information with “Health Administration Center News.” Please access our web site.

<http://www.hoken.gifu-u.ac.jp/>

Various health brochures are also available at the center.

Health Self-Check

You can make self-check with physical measurements of blood pressure, height & weight, body fat percentage, and visual acuity at any time. You can use this information to understand your health condition and your health management.

Other Services

First aids kits bag are available for students activities with appointment.

Electronic machine for self-measuring of blood pressure is also available.

Smoke-Free Campus Policy

Smoking causes diseases such as cancer, cardiac disease, stroke, diabetes, and periodontal disease. Furthermore, smoking seriously affects the health of pregnant women and children. It is important for students to develop healthy lifestyles. With the mission to Gifu University, we declared smoke-free campus policy and campus has been completely smoke-free since April 2005. As the results, smoking rate of Gifu University students considerably decreased to 1.1% in 2016 from 14.6% in 1998.

The Health Administration Center provides support services to quit smoking using nicotine replacement therapy. Please do not hesitate to consult us for the support services.



Announcements/Notices from Gifu University

As a general rule, announcements and notices from the Student Affairs Department will be posted on the Student Affairs Department's bulletin boards. Announcements and notices may also be made via the Educational Information System, AIMS-Gifu and University-issued e-mails.

You cannot be absolved of responsibility on the grounds that you missed an announcement or notice. Students are encouraged to check the Student Affairs Department's bulletin board and bulletin boards at their respective faculties at least once a day on your way to class or during lunch time as well as the Educational Information System and AIMS-Gifu. Also, please check your e-mails regularly.

Student Affairs Department's Bulletin Board

- ▶ East side of the Central Administration Office (On the north side wall of the Student Affairs Department Entrance)
- ▶ East side wall of the General Education Building

AIMS-Gifu (Academic Instructional Media Service)

As part of proactive learning support system "e-Learning," course announcements, notifications and handouts as well as report submissions and other educational tools are available through on-campus computers or home computers connected to the Internet. For more information, please see Page 9.

Educational Information System (Campus-G)

As a campus life support system, course registration, lecture cancellation, makeup lecture information, academic results, class attendance, reservation and confirmation of medical checkup and employment opportunity information, etc. are available through on-campus computers or home computers connected to the Internet. Please check the system at least once a week for the updates on tuition application waiver and scholarships.

Faculty Bulletin Boards

The bulletin boards of the respective faculties are located near their administration offices. The board may be placed at different locations if there is no space near the office. Please ask your faculty administration office of your faculty for details.

Gifu University Official Site

Campus news and information is posted on the Gifu University official site. Please visit the University official site for useful information on student life and the latest news.

Gifu University Official Site
<http://www.gifu-u.ac.jp/>

Privacy Policy

Privacy Policy

Gifu University is committed to maintaining good privacy practices as set forth in the Gifu University Privacy Protection Policy Statement and with the Regulations for Privacy Information Management at Gifu University.



Please protect your personal information from being exploited!

Incidents have been reported in which persons claiming to be from Gifu University have asked students' family members for their addresses, mobile phone numbers, etc.

Gifu University does not contact the family members of students regarding personal information in that manner.

Please warn your family members not to provide personal information if they receive such inquiries.

If you or your family members receives an e-mail asking for personal information, please do not respond to the e-mail and do not click on any links contained within. There are many cases of personal information being exploited after having informed the other party of such information via e-mail, and incidents of damage or harm as a result are on the rise.

Web-Based Systems/Websites

AIMS-Gifu

Academic Instructional Media Service (AIMS-Gifu) is a web-based educational support system at Gifu University.

Course announcements, notifications, handouts, on-line discussions, report submissions, examinations and other educational features are available through computers connected to the Gifu University Campus Network. AIMS-Gifu is accessible from both on-campus and home computers with Internet access.

After course registration, the student's course list is displayed on the screen and the lecture information becomes available on AIMS-Gifu.



A Display Example of AIMS-Gifu Portal Site

Web-Based Systems/Websites

(written in Japanese or English)

■ University Websites

Gifu University
<http://www.gifu-u.ac.jp/>

Health Administration Center
<http://www.hoken.gifu-u.ac.jp/>

University Library
<https://www.lib.gifu-u.ac.jp/>

Information Management Core
<https://www.imc.gifu-u.ac.jp>

Gifu University Co-op
<http://www.gucoop.jp/>

■ Web-Based Systems

AIMS-Gifu (e-Learning)
<https://aims.gifu-u.ac.jp/>

Educational Information System
(Course registration, checking academic results and results of health checkups, etc.)
<https://alss-portal.gifu-u.ac.jp/>

NetAcademy2
<http://gugogaku.gifu-u.ac.jp/>

■ Local Government

Gifu Prefecture <http://www.pref.gifu.lg.jp/>
Gifu City <http://www.city.gifu.lg.jp/>

■ Public Transportation

Nagoya Railroad (Meitetsu) <http://www.meitetsu.co.jp/>
Gifu Bus <http://www.gifubus.co.jp/>
JR Central (JR Tokai) <http://jr-central.co.jp/>

QR code



QR code



Local Government

QR code



Gifu Bus

QR code



Educational Information System

Submitting Requests & Notifications

Student Affairs Department | MAP E-3(P2)

Student ID Card

Student ID is a form of identification issued to all registered Gifu University students. Please carry your student ID card at all times and be careful not to lose it. You must present your student ID card when taking periodic examinations, requesting the issuance of Certificate of Enrollment and purchasing student train/bus passes. Student attendance may be recorded using student ID cards.

Handling of Student ID Card

- Do not bend.
- Do not subject your card to strong impacts.
- Do not damage or get the card dirty.
- Keep the card in a safe place.
- Avoid strong magnetic fields.
- Do not puncture, re-laminated, or hole-punch.

Student Affairs Department | MAP E-3(P2)

Leave of Absence, Re-enrollment, Withdrawal, Expulsion

1. In case a student cannot attend classes for more than three months due to illness or other reasons, the student is allowed to take a leave of absence from the University (In case of illness, a medical certificate from a doctor must be attached). Please submit a request for leave of absence to the administration office of your faculty.
2. If, while on a leave of absence, the reason for that absence no longer applies, the student may return to the University. Please contact the administration office of your faculty.
3. A student may be expelled from the University in any of these cases: the student has been absent from classes for an extended period of time, the student has no prospect of completing the course of study, or tuition has not been paid without justifiable reasons.



Student Affairs Department | MAP E-3(P2)

Change of Address

Please submit the “Notification of Address” to your faculty once you have settled in after your enrollment. In case of change of address, please change your address on AIMS-Gifu and also submit the “Change of Address” form to the administration office of your faculty.



Automatic Certificate Issuing Machine

The following certificates can be issued from the automatic certificate issuing machines using your student ID card:

1. Types of certificates

- Certificate of Enrollment
- Certificate of Enrollment (for non-degree seeking students)
- Student Fare Discount Certificate
- Health Certificate (for those who have had an annual health checkup)
- Certificate of Expected Graduation/Course Completion for final-year students who are expected to graduate or complete their degree course

*If you require certificates other than the ones above, please contact the administration office of your faculty.

2. Machine Locations & Operating Hours

- On the first floor of the University Hall (8:30 am – 7:00 pm)
- On the second floor of the School of Medicine, Education and Supporting Services Building (8:30 am – 7:00 pm)
- Student Affairs Department (8:30 am – 5:15 pm)

The machines in both locations are in service from Monday through Friday (except for holidays, the year-end and New Year holidays, summer recess* and during data updates).

*Student Affairs Department closing period is in mid-August



Issuance of Certificate of Enrollment and Student Fare Discount Certificate

A Certificate of Enrollment, Student Fare Discount Certificate and Health Certificate can be instantly issued using Automatic Certificate Issuing Machines located in the Student Affairs Department, on the first floor of the University Hall and the second floor of the School of Medicine, Education and Supporting Services Building.

Final-year students who are expected to graduate or complete their course of studies can also use the machines to obtain a Certificate of Expected Graduation/Course Completion.

Limits on the number of Student Fare Discount Certificates that can be issued

The maximum number of certificates that can be issued to one person (except non-degree seeking students, research students, etc.) is four in one day, and ten in one year. Please use the certificates efficiently and try not to exceed the limit. If you require more than ten certificates due to a job search, attendance at an academic conference or other purposes, please contact the Student Support Division, Student Affairs Department.



[Note]

The Student Fare Discount Certificate is designed for regular curriculum activities, extracurricular activities, job searches, etc. but not for private travel. The Student Fare Discount Certificate is valid for three months from the date of issue. However, it will become invalid from the day after you graduate or drop out.

Students cannot pass on their Student Fare Discount Certificate to someone else. Only the student whose name is indicated on the certificate is permitted to use the Student Fare Discount Certificate.

Please bring your student ID card when purchasing a ticket with the Student Fare Discount Certificate.

Please pay extra attention in using the Student Fare Discount Certificate. If it is used improperly, an additional fee will be charged to the student whose name is on the certificate. In addition, the use of the Student Fare Discount Certificate for all the University students may be suspended by the transportation companies.

Use of University Facilities and Equipment

When students use university facilities or equipment, a request for permission to use or a request to borrow equipment must be submitted to the Student Support Division, Student Affairs Department or the administration office of their faculty. Please follow the instructions for use. The application format is available on AIMS-Gifu (Community)→TAB_ (Student Affairs Department) → ★ (Extracurricular Activity (Application Forms)).

* This site is only available in Japanese.



General Education Course List

Course Classification		Course Description	
Liberal Arts Courses	General Education Courses	First-Year Seminar	Gaining knowledge necessary to be a university student and preparation for campus life
		Humanities	Cultivating the ability to gain a deeper understanding of the basics of each academic discipline, as well as comprehensive understanding
		Social Science	
		Natural Science	
		Multidisciplinary Field	Cultivating the ability to recognize and solve contemporary issues in a cross-disciplinary field
		English (Required Course) *English 1-4. English 1-3 for the Faculty of Regional Studies & the Faculty of Applied Biological Sciences (except Joint Department of Veterinary Medicine).	Broadening perspectives through communication and multicultural understanding in an increasingly international society
		Second Language (I & II: required)	
		Sports & Health Science	Learning the concept of health and acquiring scientific knowledge on physical activities (sports and physical exercise) and health for the purpose of maintaining physical and mental health throughout life. To learn the methods to do so, as part of the course, students will engage in physical fitness exercises and gain basic sports skills.
		Electives	Studying areas of students' own interests. Students choose courses from General Education Courses (The First-Year Seminar and Japanese Language and Circumstances Courses are excluded).
		Japanese Language and Circumstances Courses	Japanese Language
Japanese Circumstances	The Japanese Circumstances Courses are designed for international students to give them a deeper understanding of the characteristics of Japanese society, history and culture. Students can transfer up to 6 credits to any Humanities, Social Science or Multidisciplinary Courses.		
Courses Offered by Faculties	Foundation Courses	Among the liberal arts courses, these courses are the most closely linked to the foundational courses of the specialized areas of study of each faculty (except the Faculty of Regional Studies and the Nursing Course of the School of Medicine) and play a role of providing a bridge between specialized education and liberal arts education.	

* Some lectures are given at the Gifu University Satellite Campus (Please see Page 27).

Credit-based System

1. The concept of “credit” is used to represent the course of study numerically.
2. Calculation of course credit differs by the course type and the number of classes. The number of credits and course hours for General Education Courses are shown in the following list. One class period (90 minutes) is calculated as two academic hours.

Course Classification	Credit	Number of Course Hours
First-Year Seminar, Humanities, Social Science, Natural Science, Sports & Health Science, Multidisciplinary Field, Local Municipality Collaboration Internship	2	2 hours/week × 15 weeks for a semester Total: 30 hours
Multidisciplinary Field “Industry Collaboration Internships I & II,” “Local Municipality Collaboration Internships,” “Innovation Internships I & II,” “Liberal Arts Seminars for Upper Year Students I & II”	1	2 hours/week × 15 weeks for a semester Total: 30 hours
Foreign Languages	1	2 hours/week × 15 weeks for a semester Total: 30 hours

* Two hours of study before and after each class (90 minutes) for two-credit courses and 30 minutes of study for one-credit courses are recommended.

Required Number of Credits

1. Credits Required by Faculty

The required number of credits for each faculty is shown in the following table.

Course Classification		Minimum Credits Required						
		Faculty of Education	Faculty of Regional Studies	School of Medicine		Faculty of Engineering	Faculty of Applied Biological Sciences	
				Medical Course	Nursing Course		Course of Applied Life Science, Agricultural & Environmental Science	
General Education Courses	First-Year Seminar	2						
	Humanities	6	4	4	4	6	4	
	Social Science	6	4	4	4	6	4	
	Natural Science	4	4	4	4	4	2	
	Multidisciplinary Field	2	6	4	4	2	4	
	Sports & Health Science	2						
	Foreign Languages	English	4	4	4	4	4	4
		Second Language	2					
Electives	2	2	6	4	–	2		
Courses Offered by Faculties	Foundation Courses	6	–	4	–	6	12	
Total		36	30	36	30	34	38	

Note: For Electives, students are able to choose any courses from the General Education Courses except for the First-Year Seminar, Japanese Language and Japanese Circumstances Course, and Courses Offered by Faculties.

Course Classification	Minimum Credits Required	
	Faculty of Applied Biological Sciences	
	Joint Department of Veterinary Medicine	
Academic Education Courses (including Courses Offered by Faculties)	6	
Humanities & Social Science Courses	8	
Natural Science Courses (including Courses Offered by Faculties)	12	
Multidisciplinary Courses (including Courses Offered by Faculties, Sports & Health Science Course)	9	
Foreign Language Courses (including Courses Offered by Faculties)	English	6
	Second Language	2
Total	43	

- You may find more than one course name for a single course subject, but please be aware that only one course under an identically-titled subject will be counted among the above credits.
- “Learning from Different Fields” is focused on the Courses of Humanities, Social Science and Natural Science. Only one course subject will be counted as the Minimum Credits Required even if you get credits for multiple course subjects in the same field. The acquired credits for the subsequent course subjects can be counted as the ones for Electives. Please consult the General Education Office or administration office of your faculty because the number of credits that can be counted for Electives differs at individual faculties.
- The upper limit on the number of registered credits in a semester:
There is an upper limit on the number of registered courses so that students can amply prepare and review for classes. The upper limit on the number of credits that can be registered in a single semester is as follows.

Upper limit on the number of registered credits for Liberal Arts Courses

Faculty, Course, Department		Faculty of Education	Faculty of Regional Studies	School of Medicine		Faculty of Engineering	Faculty of Applied Biological Sciences	
				Medical Course	Nursing Course		Course of Applied Life Science, Course of Agricultural & Environmental Science	Joint Department of Veterinary Medicine
Semester & Course								
Spring Semester	General Education Courses	18	18	24	22	18	18	18
	Courses Offered by Faculties	4	–	3	–	2	12	12
Fall Semester	General Education Courses	16	18	24	20	16	20	15
	Courses Offered by Faculties	4	–	1	–	2	10	15

Student Affairs Department | MAP E-3 (P2)

Web Syllabus

The Gifu University Web Syllabus includes course schedules. If any changes are made to course schedules, they will be updated promptly online.

Please consult the Web Syllabus and check the course requirements before registering for courses.

The URL for the Gifu University Web Syllabus:

<https://alss-portal.gifu-u.ac.jp/campusweb/syllabus.html>

You can also access the Web Syllabus from the Gifu University official site (<http://www.gifu-u.ac.jp/>).

Gifu University Website Home > Current Students > Educational Support System > Educational Support System (AIMS-Gifu, Web Syllabus, etc.) > Web Syllabus

*This site is only available in Japanese.



List of Key Terms

Term	Definition
Enrollment in a Course	Learning in a course or laboratory (including self-study).
Course Registration	Course registration is necessary from computers connected to the network during the registration period. If not, you are not able to attend classes.
Taking a Course	Attending a lecture or laboratory.
Acquisition of Credits	Acquiring credits by attending classes, taking exams, etc. As a general rule, students may not take examinations and acquire credits unless they have attended more than two-thirds of classes.
Required Course	A course that students must take to acquire the credits.
Required Electives	Students must select courses from a specific group of courses and complete them to acquire the credits.
Electives	Students can freely select courses from a specified group of courses to acquire a specified number of credits.
Failure	Receiving a grade of "Failure" or "D" in the registered course after taking examinations. Credit is not acquired.
Course Withdrawal	A student may withdraw from a course for reasons that he/she falls behind in the course or the course content is different from what he/she expected. However, students who were selected by lot and enrolled in a course cannot withdraw from the course. The request must be submitted during the designated period.
Repeating a Course	A student can repeat the course for which he/she received a grade of failure or incomplete.
Make-up Examinations	Make-up examinations are for students who were not able to take an examination due to unavoidable reasons.
Re-taking Examinations	A student can re-take the examination for the subject he/she failed.
Grade Appeal	A student who questions the grade he/she received can submit a request for reviewing the decision of the grade. The request must be submitted during the designated period.
GPA (Grade Point Average)	To evaluate student's academic achievement, Gifu University uses a five-grade system (Excellent, Good, Satisfactory, Passing, Failure). Using the numerical Grade-Point Equivalent (4, 3, 2, 1, 0) for each course, the Grade-Point Average is calculated.
Syllabus	A syllabus is a detailed course schedule provided for each course. Generally, it includes information such as the course name, the name of the teacher, course objectives, the content of each session, the grading methods, and specific instructions concerning preparatory study, textbooks/reference materials, and prerequisites. The syllabus is fundamental for preparatory study.

Career Development and Employment Support

Career Center | MAP E-4 (P2)

Organization for Promotion of Higher Education & Student Support Career-Formation Support Division (Career Center)

The Career Center provides support for career development, independently pursued activities, and job searches, so that students can become socially and professionally independent.

The Center also offers students consultation and advice on career issues and concerns. Please feel free to use these services.

Job-opening information, job search guidebooks, computers, newspapers and magazines are available in the Employment Support Office.

Location & Opening Hours

Location	The first floor of the University Hall (Located next to Co-op Dining Hall No.1)
Opening Hours	Monday - Friday (except holidays) 8:45 am - 4:45 pm

Career Center

TEL	058-293-3393
E-mail	career@gifu-u.ac.jp
Website	https://www.orphess.gifu-u.ac.jp/career/

Employment Support Office

TEL	058-293-2132, 2164, 3362
E-mail	job@gifu-u.ac.jp
Website	http://www.gifu-u.ac.jp/career/



Services offered by the Career Center

1 Support for Career Development

Coordinating courses for career development (see the next page), providing counseling services and advice on career portfolios

2 Support for Activities Independently Pursued by Students for Career Development

3 Volunteer Activities (Providing counseling services, advice and information)

4 Employment Support

Providing job-opening information and services including counseling on job searches and preparation for job interviews, guidance on employment, and practical courses

5 Internships

Providing counseling services, advice and information on internships

Courses for Career Development

The courses for career development are shown in the right box. The purpose of the courses is career development through cultivating fundamental abilities and the ability of career planning in order to help students become socially and professionally independent.

“Career Planning for Oneself” “Studies in Career Development” “Various Ways of Working in Society” “Enterprises Supporting Modern Society” “Studies in Life Course (Life Plans and Life Guarantee)” “Social Life and the Financial-Planning” “Regional Cooperation Style Internship” “Project Style Internship” “Modern Society and Volunteer / Regional Activities” “Local Municipality Collaboration Internship” “Industry Collaboration Internship” “Self-Reflection and Career Planning” “Innovation Internship”

To take the course, please check the course description on syllabus and go through procedure.

Career Center | MAP E-4 (P2)

Gifu University Career Fair

The Career Fair Committee, which consists of Gifu University student members, holds a career fair every year. The fair has been well-received by students as they can get information on companies and hired directly from company representatives.



Extracurricular Activities

Through extracurricular activities, students gain many important things that they cannot learn from the regular course curriculum alone. For example, students build relationships, make friends, broaden their perspectives, and learn patience and teamwork. Voluntary participation in an activity may be a precious opportunity for students in terms of character building during this critical time of their youth.

Data shows that students who take part in extracurricular activities feel more satisfied with campus life.

You may have to confront the issue of the proper balance between studying and extracurricular activities or dealing with international relationships in the same club. However, overcoming these challenges will help you mature as a person and lead to personal development. For these reasons, students are encouraged to participate in extracurricular activities.

■ Group Starting a New Club and Continuation

When starting new student group or continuing group activities, please submit an application form to the Student Support Division by the designated date. (The date will be around December every year.) Please follow the instructions from the Student Support Division for submission.

If you would like to promote the status of a Common Interests Group to the more formal Student Club, you must submit a request to the Gifu University Circle Council and gain its approval.

For details, please contact the Student Support Division.

■ Gifu University Event Groups

Gifu University Festival Committee
Gifu University Spring Festival Committee
Gifu University Career Fair Committee

■ Student Clubs

Gifu University has a wide variety of student clubs (culture and sports).

▶ Culture Clubs: 33 (2017)


▶ Sports Clubs: 36 (2017)

■ Other Groups (Common Interests Groups)

Besides culture and sports clubs, there are a number of associations of people with common interests and student groups established with the aim of social gathering.

(A request must be submitted when establishing a Common Interests Group)

▶ Common Interests Groups: 47 (2017)



Kurono Student Dormitory

Kurono Student Dormitory is located at the north end of Yanagido campus. The dormitory has private rooms (9m²) and living rooms for common use (18m²). Each kitchen/dining room is shared by 10 men or 15 women and has a sink and refrigerator. Other facilities include bathrooms, laundry rooms, a lounge and multipurpose room.

Please contact the Student Support Division, Student Affairs Department for more information.

Contact Information

Location MAP E-3

Student Support Division,
Student Affairs Department

Contact Number

TEL: 058-293-3198



Support for Part-Time Job and Housing Searches

Finding a Part-Time Job

Part-time job information and job listings are available at the Gifu University Co-op (located on the second floor of the University Hall) or on the part-time job information network system “Arbeit Information Network for Students (AINS)” for students who wish to have a part-time job.

If working part-time, please take into consideration the balance between study and work and keep your work hours to a minimum.

To assist students in adjusting to academic and campus life, the University will help first-year students find jobs at the beginning of July 1st, except in special cases.



Housing Search

For students who are looking for housing, the Gifu University Co-op (located on the second floor of the University Hall) provides assistance in finding apartments or condominium units throughout the year. Please feel free to inquire if you are interested.

The rent varies depending on how old the building is, the floor layout, furnishings, size, location, etc.



Contact Information

Location

Gifu University Co-op
(The second floor of the
University Hall)

Contact Number

TEL : 058-230-1166

FAX : 058-230-1167

Waiver or Deferral of Tuition Payments

Waiver or Deferral of Tuition Payments

Students who meet any of the following criteria (i) to (iv) are eligible to apply for tuition waiver for a semester.

Eligible Student Criteria		Tuition		
		Waiver	Deferral	Monthly Installments
(i)	A student with an excellent academic record but having financial difficulty in making the payment by the due date	<input type="radio"/>	<input type="radio"/>	<input type="radio"/>
(ii)	A student with financial difficulty due to the death of his/her primary sponsor or a disaster, theft or loss that the student or his/her primary sponsor has suffered within six (6) months prior to the payment	<input type="radio"/>	<input type="radio"/>	<input type="radio"/>
(iii)	A student with financial difficulty and in a circumstance that is considered equivalent to any of the conditions listed in (ii) by the University President	<input type="radio"/>	/	/
(iv)	A student in any other circumstances that are considered eligible	/	<input type="radio"/>	<input type="radio"/>



Center for Japanese Language and Culture

The Center for Japanese Language and Culture is located on the 4th floor of the General Education Building A, the Faculty of Regional Studies.

The Center aims to develop talented personnel who will play a significant role in the international communities in the future. It engages in various research activities, provides practical training for students in hopes of helping them deepen their cross-cultural understandings. In addition, the Center pursues following objectives with the aim of contributing to the globalization of the university and local communities.

- (1) Japanese Language and Culture Education for international students
- (2) Cross-Cultural Understanding Education for Japanese students
- (3) Cross-cultural communications
- (4) Inbound and outbound student programs and expansion of exchange programs
- (5) Collaborative activities with local governments



Final Thesis Presentations by Japanese Language & Culture Studies Course Students

Exchange Lounge

The Center houses the Exchange Lounge which can be used for various activities in order to facilitate international exchange such as communication between Japanese and international students, studying and information gathering. In addition, a wide-range of events are held for international students in an effort to realize robust, lively exchanges among those students. Student tutors are stationed in the Lounge from 2:45pm to 4:45pm (weekday) to help international students in their studies and answer questions they may have in daily life.

Please feel free to visit the Exchange Lounge.



Exchange Lounge



Space for Information Gathering

Tutoring Services for International Students

Gifu University offers various tutoring services to support international students in their studies and daily life.

The services are not limited to international students. The University also aims to foster exchange between Japanese and international students through these tutoring activities as part of its internationalization efforts on campus.

Please ask the administration office of your faculty, Center for Japanese Language and Culture or Inbound and Outbound Student Affairs Section, Gifu University Head Office for Globalization for more information.

Residence and Registration Procedures for International Students

Residence and Registration Procedures for International Students

1. When entering Japan, you will be issued a Residence Card at the immigration counter.
2. Registration of Residence, National Health Insurance and National Pension System are handled at the municipal office of your residence.

1) National Health Insurance

Every international student whose visa status is "College Student" must join the National Health Insurance program administered by the Japanese government. With this insurance, you pay only 30% of medical (including dental) costs from the total of your bill. The annual premium per person is approximately 21,000 yen.

2) National Pension System

All international students aged between 20 and 60 living in Japan must join the National Pension System, but students can apply for exemption or deferment of payment.

3) Driving a Car or Riding a Motorcycle

- ▶ You must get a Driver's License. (If you drive a car without a license, you will be subject to penalties for violating the Road Traffic Law.)
- ▶ You must purchase both "compulsory automobile liability insurance" and "voluntary insurance".
- ▶ Both a "Parking Permit" and "Pass Card" (issued for a fee) are necessary for anyone driving a car into the University. Please apply at the administration office of your faculty.

For details, please contact the Inbound and Outbound Student Affairs Section, Gifu University Head Office for Globalization.

Inbound and Outbound Student Affairs

The Inbound and Outbound Student Affairs Section, Gifu University Head Office for Globalization will provide various kind of support for international students and study-abroad support for Japanese students.

The Office is located next to the Auditorium on the first floor of the University Library.

Inbound and Outbound Student
Affairs Section, Gifu University Head
Office for Globalization
TEL: 058-293-2142
E-mail: direcent@gifu-u.ac.jp

International House (Buildings A and B)

International House Buildings A and B are university dormitories for international students. Tutor-organized events including welcome parties for new residents are occasionally held at the International House. Building structures, furnishings and rent are as follows:

○International House Building A

Single Room: 31	5,900 yen / month
Couple Room: 2	11,900 yen / month
Family Room: 3	14,200 yen / month

○International House Building B

Single Room: 38	4,700 yen / month
Couple Room: 12	9,500 yen / month
Family Room: 4	14,200 yen / month

*Utilities are not included in the rent.

○Structures & Furnishings

Single Room:	Bathroom (Building A only), toilet, bed, desk, chair, etc.
Couple Room:	Kitchen, bathroom, toilet, bed, desk, chair, etc.
Family Room:	Room for children, bed room, kitchen, bathroom, toilet, bed, desk, chair, etc.

○Application for International House

Move-In: Twice a year (April, October)

Application Deadlines: January-February for April move-in
July for October move-in

Please ask vacancy information and submit applications at the Inbound and Outbound Student Affairs Section, Gifu University Head Office for Glocalization.



▲International House Building A



▲Welcome Party

University Library

Gifu University has two libraries: the University Library and the Medical Library. The Medical Library is described in a later section.


◎Opening Hours

Monday–Friday 9:00 am – 9:30 pm

(Long-term holidays 9:00 am – 5:00 pm)

Saturday 10:00 am – 6:00 pm

(The University Library is open from 10:00 am to 6:00 pm on Sundays and holidays during the examination periods in the spring and fall semesters.)



◎Closing Days

- Sundays (with the exception of examination periods)
- National holidays and substitute holidays (with the exception of examination periods)
- Some Saturdays during the vacation periods
- Summer holidays: August 13th – 15th
- Winter holidays: December 28th to January 4th
- Days the director of the library approved the closing

◎Library Card (Student ID)

- Your student ID is used as your Library Card, and it is required when checking out library materials.
- Please hold your student ID over a card reader at the entrance and enter the library once the gate is open.



◎Learning Commons Floor (second floor)

The Learning Commons is where students can study together in a group using library materials and make presentations. Facilities including movable tables, a whiteboard, projector and Wi-Fi are available for group study and writing assignments. A presentation room can be used for study sessions, workshop and presentation practice. At the PC Corner, computers are available for educational purposes. Students can freely browse magazines at the Browsing Corner during study breaks, and audiovisual materials such as BDs and DVDs are available for use at the Audio-Visual Corner.

◎Study and Research Floor (third floor)

This floor has a large space where students can study using library materials and computers. It is a perfect place to study in peace and quiet. Parts of the reading areas have LAN outlets and WiFi antennas, so students can access the University LAN using their own computers.

- *To use the Audio Visual Corner, please ask the staff at the service counter on the second floor.
- *To use computers and the University LAN, you must have an ID and password given by the Information Management Core.

◎Please feel free to ask the staff at the service counter on the second floor if you have any questions about library use, the location of library collections, and so on. The University Library occasionally holds workshops for students such as “How to find books and periodicals” and “How to search Japanese and English essays.” Announcements for the workshops will be posted on the board in the library or the library website.

Medical Library

◎Opening Hours

Monday–Friday 8:30 am – 8:00 pm

Saturday 10:00 am – 6:00 pm

(Opening hours may be shortened depending on the Library operations. Students of the Graduate School of Medicine have 24-hour access to the library with their Medical Student IC card.)

◎Closing Days

- Sundays
- National holidays and substitute holidays
- Summer holidays: August 13th – 15th
- Winter holidays: December 28th to January 4th
- Days the director of the library approved the closing

◎Library Card (Medical Student IC Card, Student ID)

- Medical Student IC Card is required to enter the Medical Library.
- Please hold your IC card over a card reader at the entrance and enter the library once the gate is open. If you belong to a different faculty, please speak to the staff of the library at the entrance gate.
- Student ID is required to check out library materials.


◎The Medical Library has a PC Corner, LAN outlet, Wi-Fi, two Group Study Rooms, and an Audio-Visual Corner.



Satellite Campus

Gifu University Satellite Campus (located on the fourth floor of the East Tower at Gifu Skywing 37) is within a five-minute-walking distance from JR Gifu Station. Since “Early Morning Class” starts at 8:00 am, Gifu University students have enough time to attend the second class at Yanagido Campus. The Satellite Campus has multipurpose classrooms and meeting rooms, and visitors can use these spaces for informal gatherings and discussions. In principle, the rooms are free of charge for Gifu University students. Visitors are also free to use the spacious Learning Commons. The availability of multiple PCs and the Local Area Network (LAN) makes it possible for university students to concentrate on their studies at the Satellite Campus.

For more information, please call the number on the right or access Gifu University Satellite Campus website.



◎The URL for the Gifu University Satellite Campus Website

https://www1.gifu-u.ac.jp/~gifu_sc/src/info_english.html



Information Management Core

◎Opening Hours

Monday–Friday: 8:30 am – 8:00 pm

Weekends and holidays: Closed

(The opening hours during vacation periods will be announced on the Information Management Core website.)

◎User Assistance

Monday–Friday: 8:45 am – 7:45 pm

Location: Information Management Core

For questions and inquiries: Monday–Friday 9:00 am – 5:00 pm
(Student staff is available only for quick questions between 5:00 and 7:45 pm.)

◎Network Service Hours

Individual network services, such as e-mail, are available at all times. The system or network service may become temporarily unavailable due to maintenance. Notices of service suspension will be posted on the Information Management Core website.

◎Information Management Core Website

<https://www.imc.gifu-u.ac.jp>

Notes when using Gifu University Campus Information Network

- ① Please use the network for educational and research purposes only.
- ② Persons who break into the computer network security shall be subject to punishment.
- ③ We ask for your cooperation in the operations of the Campus Information Network.
- ④ Please use your Gifu University e-mail account to contact others about education and research matters .

Using the Network

In the Gifu University computer system and network, a computing environment, complete with access to your own data, becomes available after user authentication based on your user ID and password. Your user ID represents “you” on computer systems and the Internet. Please keep your password confidential.

Things available with your user ID and password

- The use of educational computer systems (Computers available at the Information Management Core, University Library, Faculty of Education, School of Medicine, Satellite Campus)
- Wired/Wireless LAN
- Sending and receiving e-mails
- e-Learning system “AIMS-Gifu”
- Language Learning System “NetAcademy2”
- The use of student portals for course registration, etc.
- Blanket License (office 365)

E-mail Address

Your e-mail address is “your user ID@edu.gifu-u.ac.jp”

Please visit the Information Management Core website for information on using your e-mail account:

<https://www.imc.gifu-u.ac.jp>

Space for Self-Study

Creative Study Space

Group Study,
Expand Knowledge

Academic Core

— Fun in creative learning with friends —

What is Academic Core?

Academic Core is a self-study space provided for Gifu University students. Students can hold self-study seminars, book-reading sessions, brainstorming and work on assignments in groups, which make difficult subjects accessible, and conducive for learning and academic discovery.

Academic Core was opened in the hope of realizing such an ideal learning space for students.



Let's share the joy of learning with your friends!



Furniture and Equipment for Learning

- Desks and chairs
- White board
- Large white board
- Large screen
- Liquid-crystal display
- Items for discussions
- OpenLAN

Staff Support Service

Regular staff and student volunteers assist students in their studies. Please feel free to ask for help.

— Services offered by staff —

- Academic Core users' guidance
- Study consultation
- PC users' guidance
- Reference to useful books for studying
- Advice on Japanese writing
- Continuing education and support in English studies
- Advice on group work and presentation



Self-study spaces are available at the Learning Commons of the University Library (P26), Satellite Campus (P27) and each faculty. For more details, please contact the student affairs section of each faculty.

Academic Calendar 2018

Spring Semester

APRIL

	Sun	Mon	Tue	Wed	Thu	Fri	Sat
Apr	1	2	3	4	5	6	7
	8	9	10	11	12	13	14
	15	16	17	18	19	20	21
	22	23	24	25	26	27	28
	29	30					

- 1st -10th ▶ Spring Recess
- 6th ▶ Health Checkup in Spring Semester for research students and non-degree students
- 7th ▶ Entrance Ceremony
- 1st -10th ▶ Events for 1st-year students (Regular Medical Check-ups and Guidance, etc.)
- 11th ▶ Spring Semester begins
- 25th -27th ▶ Special Health Checkup *

MAY

	Sun	Mon	Tue	Wed	Thu	Fri	Sat
May			1	2	3	4	5
	6	7	8	9	10	11	12
	13	14	15	16	17	18	19
	20	21	22	23	24	25	26
	27	28	29	30	31		

- 2nd ▶ Monday classes will be held.

JUNE

	Sun	Mon	Tue	Wed	Thu	Fri	Sat
Jun						1	2
	3	4	5	6	7	8	9
	10	11	12	13	14	15	16
	17	18	19	20	21	22	23
	24	25	26	27	28	29	30

- 1st ▶ Foundation Anniversary Event (Scheduled)[Regular classes will be held.]

JULY

	Sun	Mon	Tue	Wed	Thu	Fri	Sat
Jul	1	2	3	4	5	6	7
	8	9	10	11	12	13	14
	15	16	17	18	19	20	21
	22	23	24	25	26	27	28
	29	30	31				

- 31st through Aug. 6th ▶ Supplementary Classes, Examinations

AUGUST

	Sun	Mon	Tue	Wed	Thu	Fri	Sat
Aug				1	2	3	4
	5	6	7	8	9	10	11
	12	13	14	15	16	17	18
	19	20	21	22	23	24	25
	26	27	28	29	30	31	

- 7th through Sep. 30th ▶ Summer Recess (July 10th through August 31st for the 2nd to 6th year Medical Course students)
- 8th -10th ▶ Open Campus (Scheduled)

SEPTEMBER

	Sun	Mon	Tue	Wed	Thu	Fri	Sat
Sep							1
	2	3	4	5	6	7	8
	9	10	11	12	13	14	15
	16	17	18	19	20	21	22
	23,30	24	25	26	27	28	29

Fall Semester

OCTOBER

	Sun	Mon	Tue	Wed	Thu	Fri	Sat
Oct		1	2	3	4	5	6
	7	8	9	10	11	12	13
	14	15	16	17	18	19	20
	21	22	23	24	25	26	27
	28	29	30	31			

Early
October

- ▶ Annual Health Checkup for Fall Semester Enrollment Students
- ▶ Fall Semester begins
- ▶ Special Health Checkup *
- ▶ University Festival (Gidaisai)
- [No classes on 25th and 26th]

NOVEMBER

	Sun	Mon	Tue	Wed	Thu	Fri	Sat
Nov					1	2	3
	4	5	6	7	8	9	10
	11	12	13	14	15	16	17
	18	19	20	21	22	23	24
	25	26	27	28	29	30	

20st

- ▶ Friday classes will be held.

DECEMBER

	Sun	Mon	Tue	Wed	Thu	Fri	Sat
Dec							1
	2	3	4	5	6	7	8
	9	10	11	12	13	14	15
	16	17	18	19	20	21	22
	23/30	24/31	25	26	27	28	29

25th
26th
through
Jan. 4th

- ▶ Monday classes will be held.
- ▶ Winter Recess

JANUARY

	Sun	Mon	Tue	Wed	Thu	Fri	Sat
Jan			1	2	3	4	5
	6	7	8	9	10	11	12
	13	14	15	16	17	18	19
	20	21	22	23	24	25	26
	27	28	29	30	31		

16th
18th

19th, 20th

- ▶ Friday classes will be held.
- ▶ No classes due to preparation for University Entrance Examinations
- ▶ University Entrance Examinations

FEBRUARY

	Sun	Mon	Tue	Wed	Thu	Fri	Sat
Feb						1	2
	3	4	5	6	7	8	9
	10	11	12	13	14	15	16
	17	18	19	20	21	22	23
	24	25	26	27	28		

7th, 8th, 12th -
15th, 18th - 21st
(Total: 10 days)
4st - 8th
25th

- ▶ Annual Health Checkup
- ▶ Supplementary Classes, Examinations
- ▶ Second Entrance Examination (Former Half of the Examination Schedule)

MARCH

	Sun	Mon	Tue	Wed	Thu	Fri	Sat
Mar						1	2
	3	4	5	6	7	8	9
	10	11	12	13	14	15	16
	17	18	19	20	21	22	23
	24/31	25	26	27	28	29	30

12th

- ▶ Second Entrance Examination (Latter Half of the Examination Schedule)

25th

- ▶ Commencement Ceremony

* A special health checkup is provided for students who come into contact with organic solvents, designated chemical substances, or radiation materials.

Class Schedule 2018

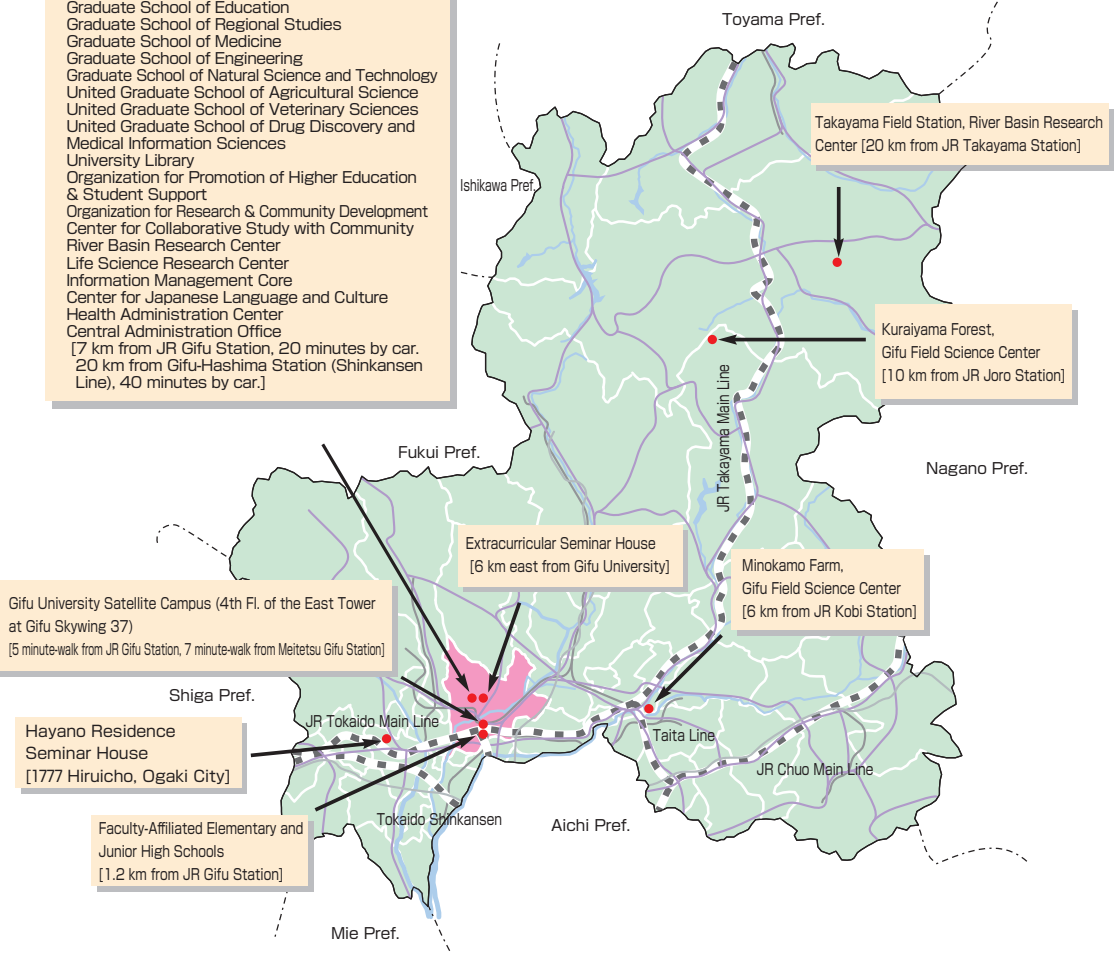
Faculty, etc. Period	Liberal Arts Education	Specialized Education
	General Education	Faculty of Education Faculty of Regional Studies School of Medicine (Nursing Course) Faculty of Engineering Faculty of Applied Biological Sciences
1	8 : 45 am - 10 : 15 am	
2	10 : 30 am - 12 : 00 pm	
Lunch Break	(60 minutes)	
3	1 : 00 pm - 2 : 30 pm	
4	2 : 45 pm - 4 : 15 pm	
5	4 : 30 pm - 6 : 00 pm	

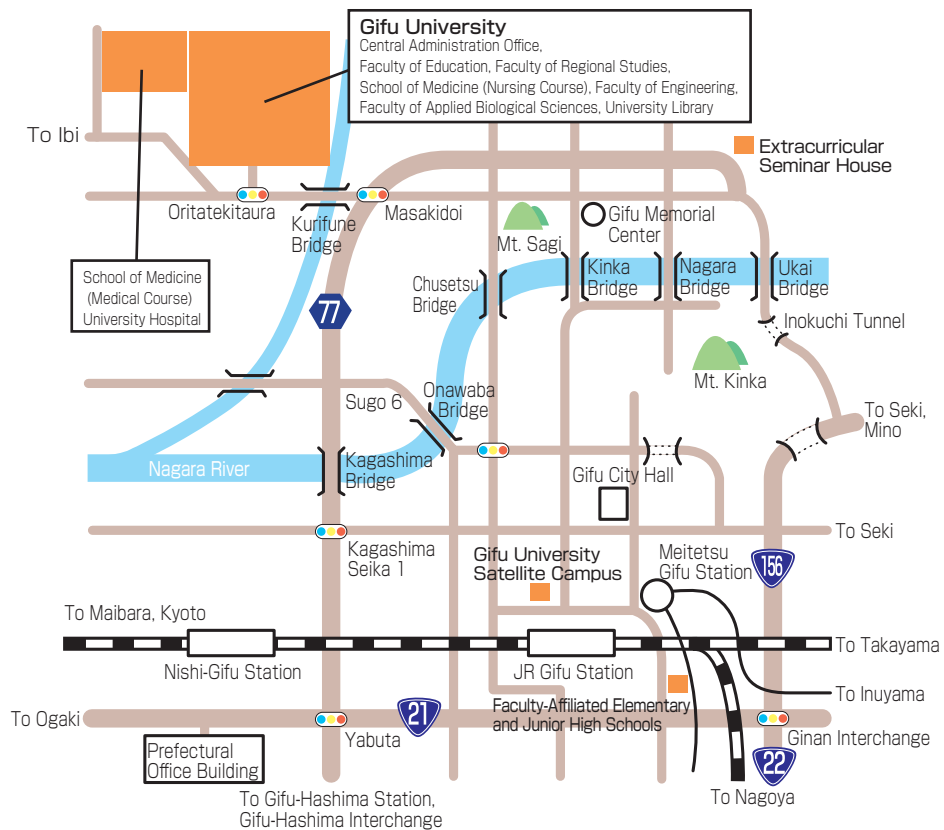
〈Medical Course, School of Medicine〉

Period \ Year	First year	Period \ Year	Second to Fourth year	Period \ Year	Fifth and Sixth year
1	8:45 am - 10:15 am	1	8:30 am - 9:30 am	1	8:30 am - 10:10 am
2	10:30 am - 12:00 pm	2	9:45 am - 10:45 am	2	10:20 am - 12:00 pm
		3	11:00 am - 12:00 pm		
Lunch Break	(60 minutes)	Lunch Break	(60 minutes)	Lunch Break	(60 minutes)
3	1:00 pm - 2:30 pm	4	1:00 pm - 2:00 pm	3	1:00 pm - 2:40 pm
4	2:45 pm - 4:15 pm	5	2:15 pm - 3:15 pm		
5	4:30 pm - 6:00 pm	6	3:30 pm - 4:30 pm	4	2:50 pm - 4:30 pm

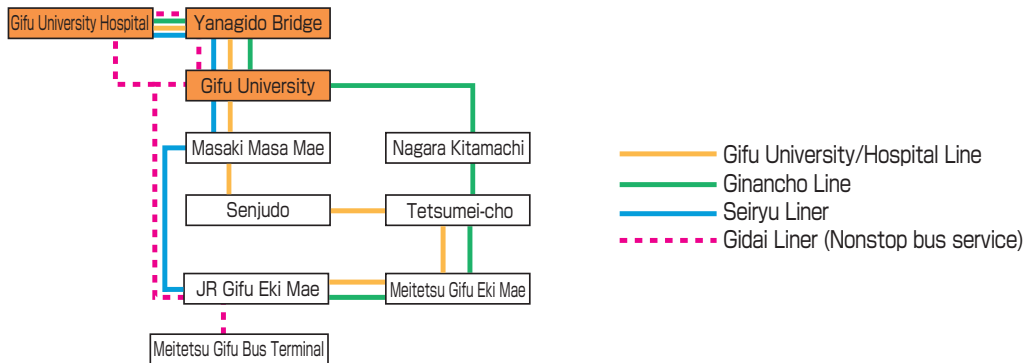
Location Map

Faculty of Education
 Special Needs Education Center
 Faculty of Regional Studies
 School of Medicine
 Medical Education Development Center
 University Hospital
 Center for Regional Medicine
 Faculty of Engineering
 Center for Infrastructure Asset Management
 Technology and Research
 Supporting & Development Center for Technology Education
 Faculty of Applied Biological Sciences
 Gifu Field Science Center (Yanagido Farm)
 Research Center for Wildlife Management
 Animal Medical Center
 Comparative Cancer Center
 Center for the Development and Promotion of Joint Veterinary Education
 Education and Research Center for Food Animal Health
 Graduate School of Education
 Graduate School of Regional Studies
 Graduate School of Medicine
 Graduate School of Engineering
 Graduate School of Natural Science and Technology
 United Graduate School of Agricultural Science
 United Graduate School of Veterinary Sciences
 United Graduate School of Drug Discovery and
 Medical Information Sciences
 University Library
 Organization for Promotion of Higher Education
 & Student Support
 Organization for Research & Community Development
 Center for Collaborative Study with Community
 River Basin Research Center
 Life Science Research Center
 Information Management Core
 Center for Japanese Language and Culture
 Health Administration Center
 Central Administration Office
 [7 km from JR Gifu Station, 20 minutes by car.
 20 km from Gifu-Hashima Station (Shinkansen
 Line), 40 minutes by car.]





▼ Bus Route Map



▼ Bus Information

Destination	Line	JR Gifu Eki Mae	Meitetsu Gifu Eki Mae	Meitetsu Gifu Bus Terminal
Gifu University Hospital (via Gifu University)	Gifu University/Hospital Line	Platform #9	Platform #5	—
	Ginancho Line		Platform #4	—
	Seiryu Liner		—	—
Gifu University (via University Hospital) or Gifu University Hospital (via Gifu University)	Gidai Liner (Nonstop bus service)	—	—	Platform E

※Five nonstop school buses are running daily between JR Nishi-Gifu Station and Gifu University/University Hospital (Operating company: Gifu Bus). No bus service during weekends and holidays. Tickets for the school bus are required.



GIFU UNIVERSITY